

Breakdown of Outstandings in the S&P European Leveraged Loan Index as of 27/12/07

By Currency

Euro	81.32%
GBP	13.51%
USD	5.17%

By Country

France	15.73%
Germany	15.51%
Ireland	4.27%
Italy	5.96%
Netherlands	8.02%
UK	19.33%
US	4.60%
Other	26.58%

Largest Industry Sectors

Business equipment and services	9.95%
Cable television	9.89%
Telcommunications	9.61%
Publishing	7.64%
Health care	7.48%
Chemical/Plastics	6.76%
Retailers (other than food/drug)	5.22%
Broadcast radio and television	4.62%
Food products	4.37%
Building and Development	4.18%
Other	30.29%

Largest Issuers

Equals 23.27% of ELLI outstandings

- Eircom Group plc
- Ineos Group Ltd
- ISS Global
- Nycomed Holdings
- Smurfit Kappa Group
- TDC A/S
- Telediffusion de France
- UPC Distribution
- Vivarte SA
- Wind Telecomunicazioni

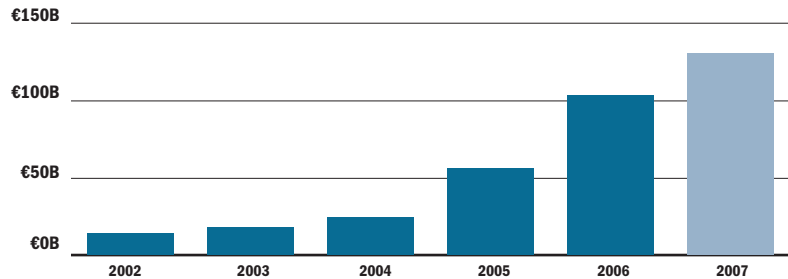
By Ratings

(includes both Public & Private Ratings)

BB	14.93%
B	76.30%
Not Rated	8.51%
Other	0.76%

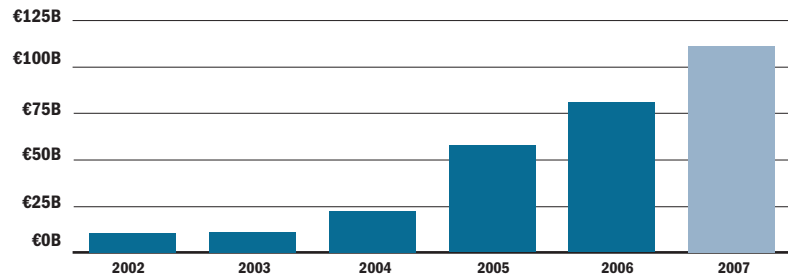
For more information about LCD products, contact Anna Cini at +44 20 7176 3997 or by email at anna_cini@standardandpoors.com or Ruth Yang at +1-212-438-2722 or by email at ruth_yang@standardandpoors.com

Institutional Loans Outstanding in the S&P European Leveraged Loan Index (ELLI)



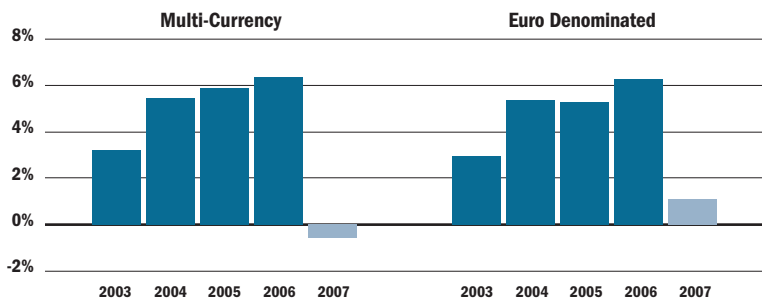
Source: Standard & Poor's LCD/S&P European Leveraged Loan Index

European Institutional Leveraged Loan Issuance



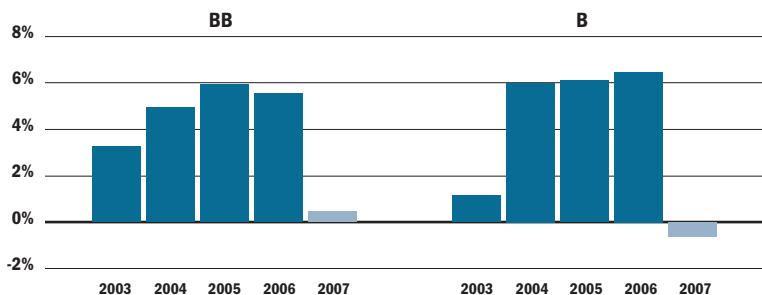
Source: Standard & Poor's LCD

Institutional Leveraged Loan Returns



Source: Standard & Poor's LCD/S&P European Leveraged Loan Index

Institutional Leveraged Loan Returns by Rating



Source: Standard & Poor's LCD/S&P European Leveraged Loan Index