

# Spotlight on Euro credit

Investment grade sell-off exposes stock-specific value

October 2018

- European investment grade credit spreads have widened significantly this year as the market has sold off
- Certain stocks have reached spreads last seen pre-QE in 2016
- Having been underweight European investment grade credit for the past year, we are reducing our underweight in this area



**Gaurav Chatley**  
Senior fund manager

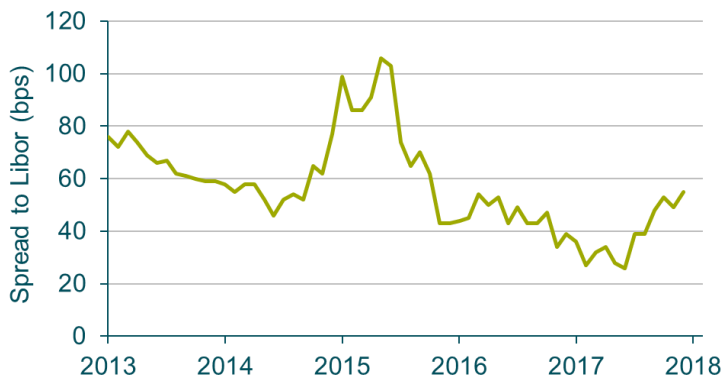
*The value of investments will fluctuate, which will cause prices to fall as well as rise and you may not get back the original amount you invested. Wherever past performance is shown, please note that this is not a guide to future performance.*

European investment grade credit has experienced a widening of credit spreads since February. It started with a risk-off event on the back of a surge in the VIX equity volatility index, and was followed by heightened concerns around Italy's political situation in May, trade war fears in June and finally the emerging market currency rout in August. As always, it is nearly impossible to predict these events with any accuracy.

However, since late 2017 we had been finding very few attractive stock-level opportunities that were not expensive. This had led us to be underweight European investment grade credit.

In particular, we were underweight the European non-financial senior credit that has been the prime beneficiary of the European Central Bank's quantitative easing programme, and in which spreads had tightened most, as Figure 1 below shows.

**Figure 1: Euro non-financial senior spreads have tightened**



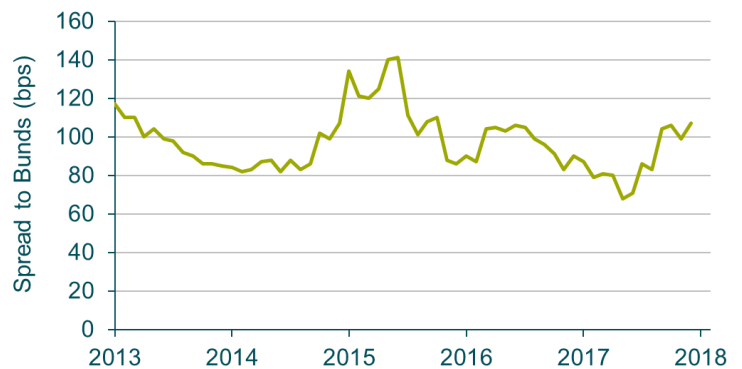
Source: M&G, Bloomberg, ICE BofAML Euro corporate index, Libor OAS, as at 26 September 2018

Even at a generic level, based on several different valuation metrics, in our view European IG credit looked expensive.

Credit spreads to government bonds show the same story, as Figure 2 shows.

We tend to favour spreads to government bonds to guide our valuation discipline about reducing underweights, since we use government bond futures to hedge our duration relative to the benchmark.

**Figure 2: Euro credit spreads to government rates**



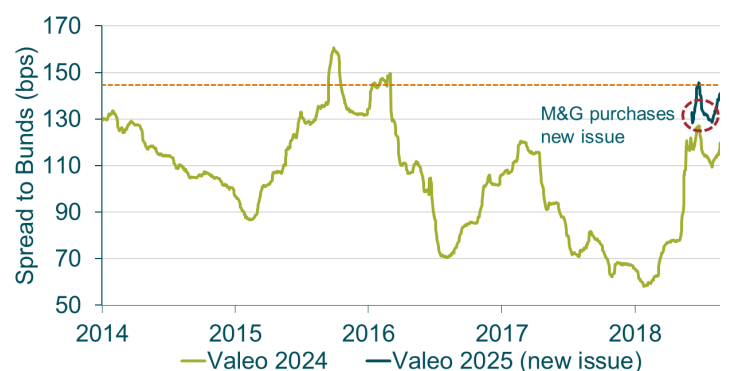
Source: M&G, Bloomberg, ICE BofAML Euro corporate index, government OAS, as at 26 September 2018

However, the sell-off this year, clearly visible in the charts, has started to create attractive stock-level opportunities where the ECB QE-led tightening of spreads has been completely unwound.

This is either due to primary market new issue premia or general risk sentiment, but we are now in some instances seeing bond spread valuations at roughly the same levels as before the start of QE, thereby completely discounting the impact of QE.

An example of this is Valeo, a French autoparts maker.

**Figure 3: Spread tightening creates value in Valeo bonds**



Source: M&G, Bloomberg, FRFP 3.25% 22/01/2024 and FRFP 1.5% 18/06/2025 bonds, Bloomberg mid-spread to benchmark, as at 31 August 2018

Valeo is rated BBB, and its 2024 bond experienced extreme tightening in the credit spread following the announcement of corporate bond purchases by the ECB in March 2016.

However, in April 2018, following volatility in the first quarter, Valeo issued a new seven-year bond. This priced at a spread of 147bps over Bunds – a level marked in Figure 3 by the dotted orange line.

This is roughly where the 2024 bonds were trading back in 2016, when the 2024 maturity was a longer tenor, eight-year bond.

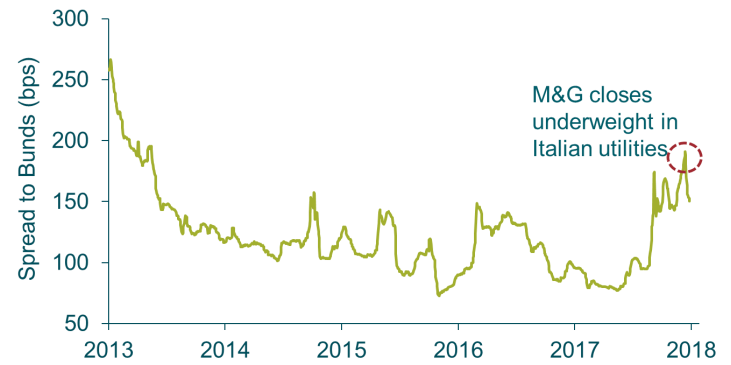
This valuation of the new bond therefore entirely discounts the effect of QE on Valeo's bonds – despite the credit quality of these bonds remaining broadly the same over the whole period.

A second example is Enel SPA, a utility company that generates 40% of its revenues in Italy. Its bonds have widened significantly this year, particularly since May, due to the Italian political situation, as Figure 4 illustrates.

Again, when viewing the credit spread of these bonds compared to government bonds it is clear the bonds have fully discounted the effect of QE and are trading roughly halfway to the widens seen in the middle of the sovereign debt crisis.

For the past year we felt that the valuations on offer on Italian bonds did not compensated for their peripheral euro area risk.

**Figure 4: Italian risk is compensated in higher Enel spreads**



Source: M&G, Bloomberg, Enel 5.625% bond, Bloomberg mid spread to benchmark as at 14 September 2018

Acquiring Enel bonds has enabled us to add exposure to Italian utilities at an attractive spread of 190bps over Bunds, as circled in the chart above. In our view, even if Italy's political situation does destabilise once again, Enel generates approximately 60% of its revenues outside Italy and we expect it to continue to be able to service its debts.

These examples highlight our view that, after a significant sell-off in European bond markets this year, pockets of value are beginning to appear. As always, we are working at a stock level to take advantage of some of these opportunities and reducing our underweight to European investment grade credit.

## Contact

---

**Andrew Swan**

+44 (0)20 7548 2375  
andrew.swan@mandg.co.uk

**Henry Barstow**

+44 (0)20 7548 3469  
henry.barstow@mandg.co.uk

**John Atkin**

+44 (0)20 7548 3466  
john.atkin@mandg.co.uk

**Sunita Dey**

+44 (0)20 7548 3393  
sunita.dey@mandg.co.uk

---

[www.mandg.co.uk/institutions](http://www.mandg.co.uk/institutions)  
[institutional.clients@mandg.co.uk](mailto:institutional.clients@mandg.co.uk)

**For Investment Professionals only.**

This document reflects M&G's present opinions reflecting current market conditions. They are subject to change without notice and involve a number of assumptions which may not prove valid. Past performance is not a guide to future performance. The distribution of this document does not constitute an offer or solicitation. It has been written for informational and educational purposes only and should not be considered as investment advice or as a recommendation of any particular security, strategy or investment product. Reference in this document to individual companies is included solely for the purpose of illustration and should not be construed as a recommendation to buy or sell the same. Information given in this document has been obtained from, or based upon, sources believed by us to be reliable and accurate although M&G does not accept liability for the accuracy of the contents.

The services and products provided by M&G Investment Management Limited are available only to investors who come within the category of the Professional Client as defined in the Financial Conduct Authority's Handbook.

M&G Investments is a business name of M&G Investment Management Limited and is used by other companies within the Prudential Group. M&G Investment Management Limited is registered in England and Wales under number 936683 with its registered office at Laurence Pountney Hill, London EC4R 0HH. M&G Investment Management Limited is authorised and regulated by the Financial Conduct Authority. OCT 2018 / IM-2186\_UK

